

MOBİL İSKELE SİSTEMİ

MOVABLE TYPE SCAFFOLDING SYSTEM

Ürün Kodu Product Code	Ağırlık Weight Kg	Yükseklik Height cm	Uzunluk Length cm	Çap Diameter ø mm
PR4001	07,25	75	100	48 x 2,5
PR4002	08,90		150	
PR4003	10,55		200	
PR4004	12,20		250	
PR4005	13,85		300	

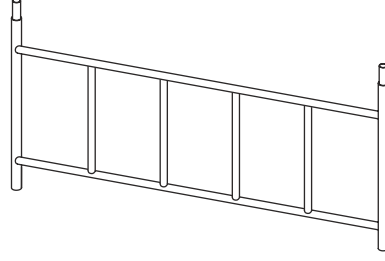
Ürün Kodu Product Code	Ağırlık Weight Kg	Ebat Dimensions m	Uzunluk Length cm	Çap Diameter ø mm
PR4006	04,10	1 x 1	2,23	34 x 2
PR4007	05,16	2 x 2	2,83	
PR4008	05,56	2 x 3	3,60	
PR4009	07,75	3 x 3	4,25	

Ürün Kodu Product Code	Ağırlık Weight Kg	Yükseklik Height cm	Uzunluk Length cm	Çap Diameter ø mm
PR4010	01,57	-	100	34 x 2
PR4011	02,36		150	
PR4012	03,15		200	
PR4013	03,90		250	
PR4014	04,72		300	

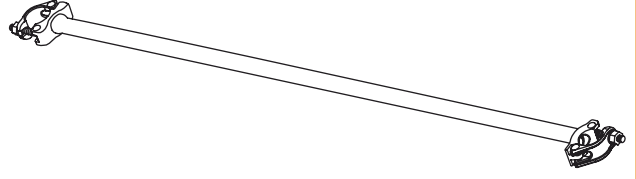
Ürün Kodu Product Code	Ağırlık Weight Kg	Yükseklik Height cm	Uzunluk Length cm	Çap Diameter ø mm
PR4015	03,40	25	-	-

Ürün Kodu Product Code	Ağırlık Weight Kg	Yükseklik Height cm	Uzunluk Length cm	Çap Diameter ø mm
PR008	22	32	300	-
PR009	18,45		250	
PR010	14,9		200	
PR011	11,4		150	
PR012	7,9	100		
PR013	28,3	50	300	
PR014	24,1		250	
PR015	19,5		200	
PR016	14,6		150	
PR017	10,25		100	

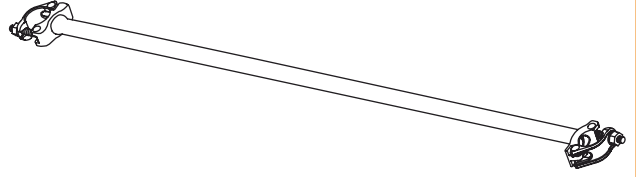
Yan Korkuluk / Side Barrier



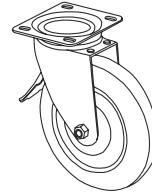
Çapraz Bağlantı / Diagonal Connection



Yatay Bağlantı / Horizontal Connection



200'lük Dönerli Frenli Teker / Rotating Brake Wheel



Metal Yürüme Platformu / Metal Walking Platform

